



ENGINEERING
ON FIRE



CHILLI PENGUIN



STOVES

CROESO CYNNES PENGUIN



“CROESO CYNNES” “A WARM WELCOME”



Warm up With

All About Us	2
Our Products	3
Chilli Billie	6-7
Short Penguin	8-9
Hungry Penguin	10-11
Fat Penguin	12-13
High & Mighty Penguin	14-15
Chubby 5	16-17
Woody Penguin	18-19
Penguin 8	20-21
Eighty Ate “88”	22-23
Chubby 8	24-25
Other Products	26
FAQs	27

All About Us

We are a small family run business located near the **stunning** coastline of the Llŷn Peninsula in North **Wales**. Established in 2001. We now have a network of over 80 carefully selected stockists nationwide. We do not sell online. We believe that a stove is a **special** product and should only be fitted by specialists.

We are committed to UK manufacturing not only because the UK is **good** at it but also every order contributes to the salary of someone **local** to us or someone who we know. We **love** stoves ourselves, we design them, build them and have them in our own homes and in our workshop. We are **inspired** by the climate we live in. Over the winters we can get battered by the winds and we are surrounded by damp salty air. We run **our stoves** almost continuously in our workshop and the same stoves have been performing **brilliantly** for over a decade now. For us that is the best recommendation we can give you.

WE DESIGN ALL OUR
OWN PRODUCTS. ALL THE
DESIGN, PROTO-TYPING
AND MANUFACTURING
HAPPENS HERE IN WALES.

NI SY’N CYNLLUNIO EIN HOLL
GYNNYRCH. MAE’R CYNLLUNIO,
PROTOTEIPIO A’R CYNHYRCHU YN
DIGWYDD YMA YN NGHYMRU.



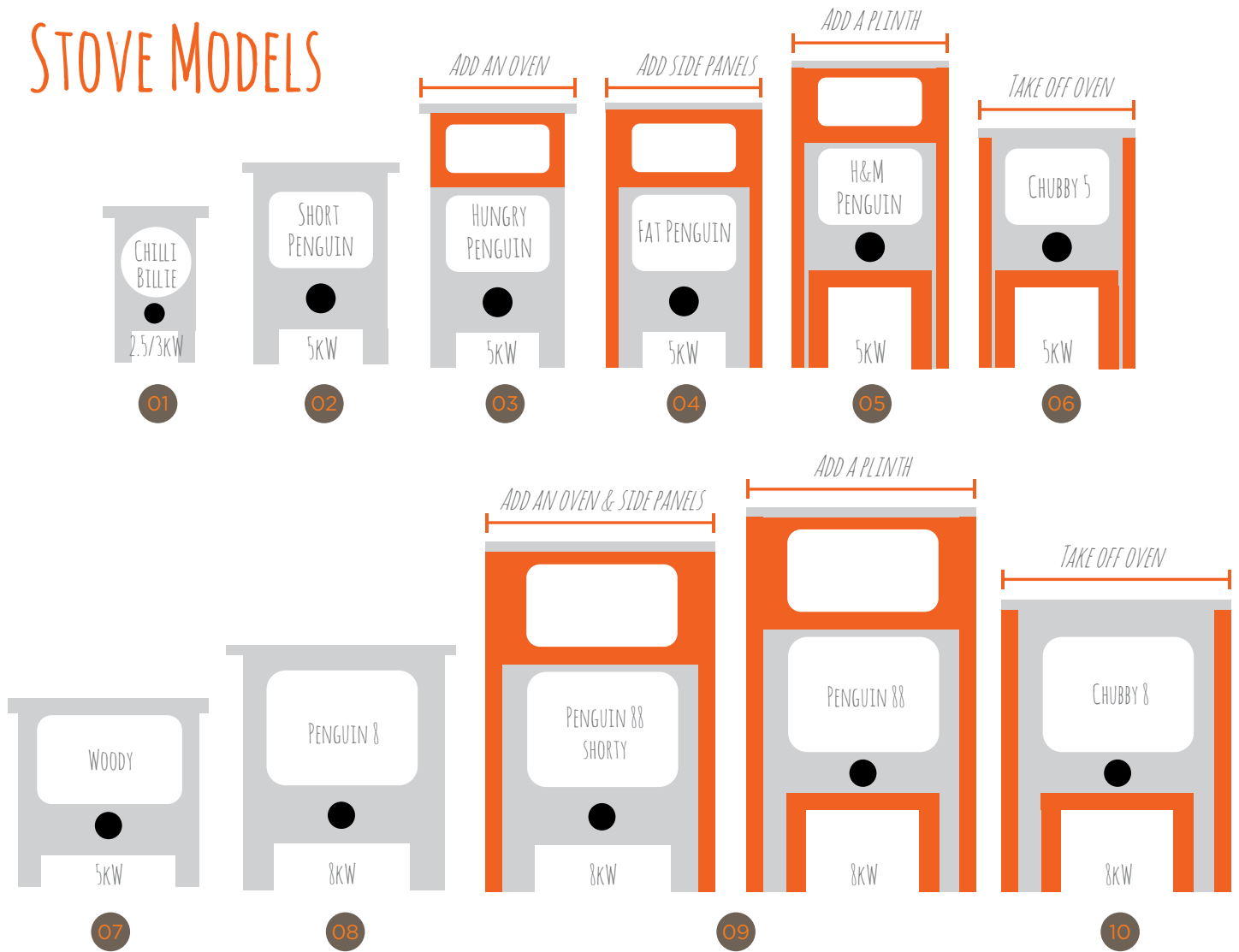
Our Products

We produce top quality products that do what they say, and do it well.

We also want them to last for a long time. We spend a long time in the design and development process to ensure this. Chilli Penguin Stoves have very effective air wash and clean burn systems. All our domestic stoves meet the current and very comprehensive UK and EU standards. The stoves efficiency ratings are amongst the highest currently available in the UK, which means you will get more heat out of the fuel that you put in.

All of our domestic stoves can be adapted to use in smoke control zones. Base heat shields are available for most models which allow for a greater choice of hearth.

STOVE MODELS



01 *The Chilli Billie*
Stôf Fach Gyda Chalon Fawr
PAGE 6

02 *The Short Penguin*
Penguin Bach
PAGE 8

03 *The Hungry Penguin*
Penguin Llwglyd
PAGE 10

04 *The Fat Penguin*
Penguin Tew
PAGE 12

05 *The High & Mighty*
Penguin Bonheddig
PAGE 14

06 *The Chubby 5*
Penguin Llond Eu Crwyn 5
PAGE 16

07 *The Woody*
Dim ond Woody
PAGE 18

08 *The Penguin 8*
Penguin Wyth
PAGE 20

09 *The Eighty Ate "88"*
Penguin Wyth Deg Wyth
PAGE 22

10 *The Chubby 8*
Penguin Llond Eu Crwyn 8
PAGE 24



The Chilli Billie

Stôf Fach Gyda Chalon Fawr

The little stove with a big heart, small but mighty, a flaming wood rocket, a tree fuelled engine.

This is baby of the penguin family in no hurry to grow up, likes chilling out... warming up... drying off and frying up. Found hanging out in small spaces like camping pods, yurts, beach huts, shepherds huts, sheds and studios.

What's More

The Chilli Billie is top loading with a round glass window to see the fire through. You can boil a kettle on the top surface of the stove. The kW output is between 2.5-3kW. There is an optional detachable side shelf which is useful for putting your kettle or pans on when not boiling.

There is a separate loading door for the ash pan and a small lighting hole. There is a heat shield enclosure available for the chilli billie called the penguin enclosure.

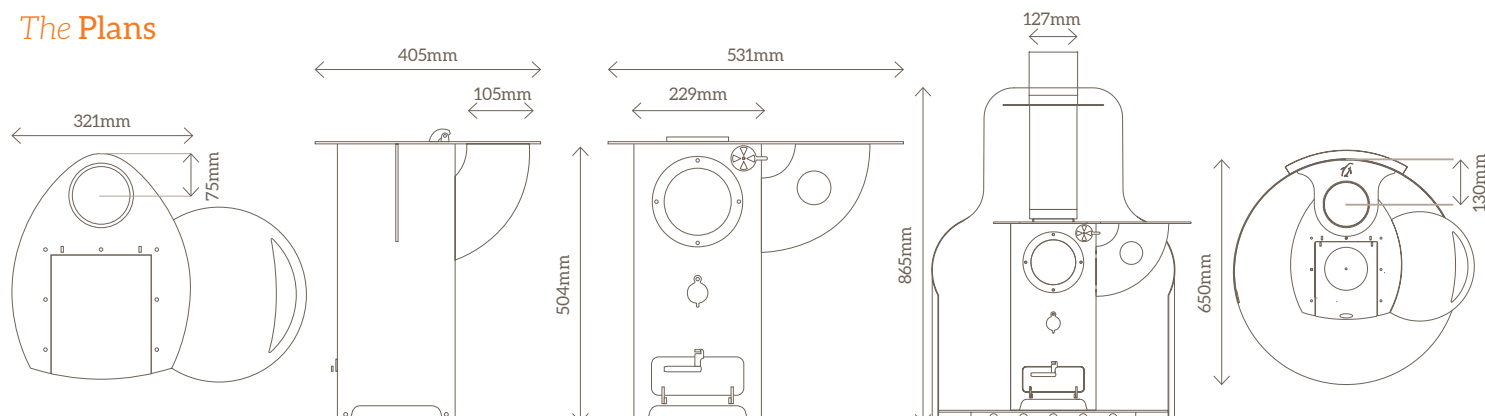


The Tech Details

Nominal Output	2.5-3kW
Height	504mm
Width	321mm/531mm
Depth	405mm
Fuel	Wood Only
Flue Collar Size	105mm
Flue Diameter (4-5" adaptor needed)	125mm
*Distance To Combustibles	Side 500mm Rear 500mm Above 500mm
*Distance To Non Combustibles	Side 100mm Rear 50mm Above 150mm
Colours Available	Yes
Passed Testing Awaiting Certification	
Tested to EN 13240	

*These are minimum distances, be aware that there are other considerations eg. access for sweeping, height of kettle

The Plans



CHILL IN OR CHILL OUT

Glamorgan Sausages

4oz strong cheddar grated
4oz white breadcrumbs
1 onion chopped
1 tsp mustard
1tsp chopped parsley
Thyme to taste
Salt and pepper
3 eggs
Dried breadcrumbs to coat
Oil

Combine 2 eggs, mustard, parsley, thyme, salt and pepper. Add breadcrumbs, cheese and onion. Mix well, form into sausages. Coat in egg and breadcrumbs, fry and eat.

Enjoy

The Short Penguin

Pengwin Bach

Small in stature but big on personality.

This fiery little 5kW penguin is designed to fit snugly into a builder's opening but is equally comfortable and utterly sensational free standing. Simple, clean lines, contemporary stainless steel handles, clean burning and highly efficient. This is a stove you will want to come home to.



SIMPLE, SMALL,
SENSATIONAL...
YOU CAN'T
GO WRONG.



What's More

The Short Penguin, like all our domestic stoves uses the Chilli Penguin Clean Burn and Air Wash systems.

Penguin Facts

Clean burn & air wash system

Pre-heated air is introduced via channels and jets at the back of the firebox and above the door. This ignites the volatile gases given off by the fuel, giving a very efficient burn and reducing the volume of harmful emissions that would otherwise be released into the atmosphere. The cleaner burn and the cushion of air directed at the glass, called an air wash, result in a clear view of the fire.

The Tech Details

Nominal Output	5kW
Efficiency (wood/smokeless fuel)	81.9%/72.7%
Height 540mm Width 380mm Depth 355mm	
Height With Plinth	711mm
Multi-Fuel	Yes
Smoke Control Kit Included	Yes
Colours Available	Yes
Max Log Length	270mm
Flue Collar Diameter	127mm
Flue Size Required	150mm (6")
Flue Size Required With Smoke Control Kit	min 125mm (5")



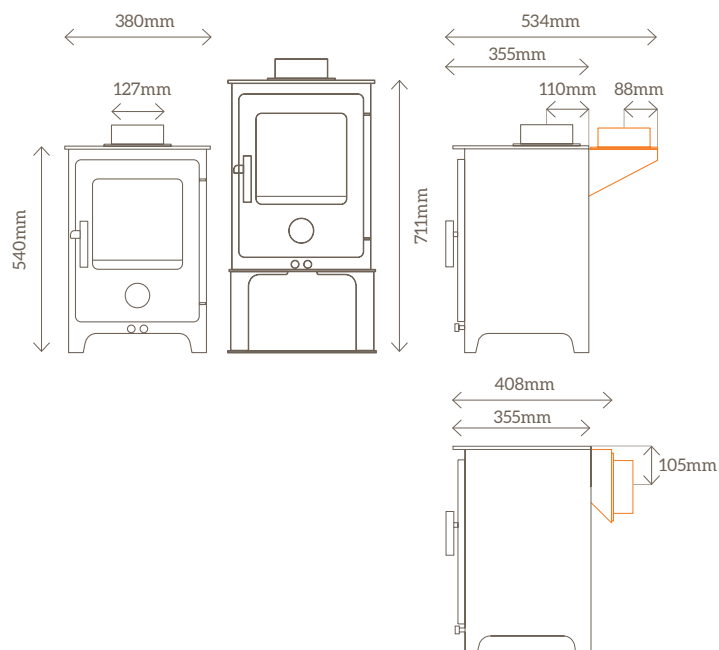
The Tech Details

Top Exit	Standard
Rear Exit Rear Horizontal (RHA)/Vertical Adaptor (RVA)	Required
Optional Boiler (non pressurised systems)	1.4kW
<i>Not tested for use in smoke control areas</i>	
*Distance To Combustibles	
Side 500mm	Rear 400mm
Above 450mm	
*Distance To Non Combustibles	
Side 100mm	Rear 50mm
Above 150mm	
Hearth Type No Base Heat Shield/Plinth	Constructional
Hearth With Base Heat Shield/Plinth	12mm
Tested to EN13240 & BS3841-2	

*These are minimum distances, be aware that there are other considerations eg. access for sweeping, height of kettle



The Plans



Call: 01758 721 247

The Hungry Penguin

Penguin Llwglyd

The original Chilli Penguin, the one that started the company.

This stove does it all, it keeps you warm, cooks your dinner, boils your kettle and if you've got a boiler model it will heat your water for you as well. It's ideal for canal boats, studios and homes where you don't want to be dependant on mains gas and electricity.



What's More

If you are trying to reduce your carbon footprint or your fuel bill, being able to heat and cook from the same fuel load makes a lot of sense. If you want that smug feeling of warm toes and a hot pasty that makes sense too. It is a different experience to cooking with flick-a-switch power... but you're off grid and the stoves on anyway!

Penguin Facts

Cooking on a penguin

All our cooker models have an oven box and top plate. The oven temperature can reach up to 300°C, but it will tick over comfortably at between 140-180°C. You can fit a small saucepan and kettle on the top plate.

The Tech Details

Nominal Output	5kW
Efficiency (wood/smokeless fuel)	79%/83%
Height 683mm Width 380mm Depth 355mm	
Internal Oven Dimension	
Height 100mm Width 250mm Depth 220mm	
Multi-Fuel	Yes
Smoke Control Kit Included	Yes
Colours Available	Yes
Max Log Length	270mm
Flue Collar Diameter	127mm
Flue Size Required	150mm (6")
Flue Size Required With Smoke Control Kit	min 125mm (5")



Chocolate Stocled Brownies

Chilli stove ticking over gently
 2 Eggs
 3/4 Cup cocoa powder
 1/2 Cup self-raising flour
 1 Cup brown sugar
 1 Tablespoon golden syrup
 2/3 Of a Packet (5 oz.) butter
 Handful of chocolate chips
 Tsp vanilla extract

Melt the butter over a low heat. Stir in the sugar, syrup and cocoa powder and mix until smooth. Cool to bearable temperature and beat in the eggs one at a time. Stir in flour and vanilla and mix until smooth. Add chocolate chips. Spread into a greased baking dish. Bake until middle is just set, 20-40 minutes depending on oven temperature. Cool, cut and eat

Enjoy

The Tech Details

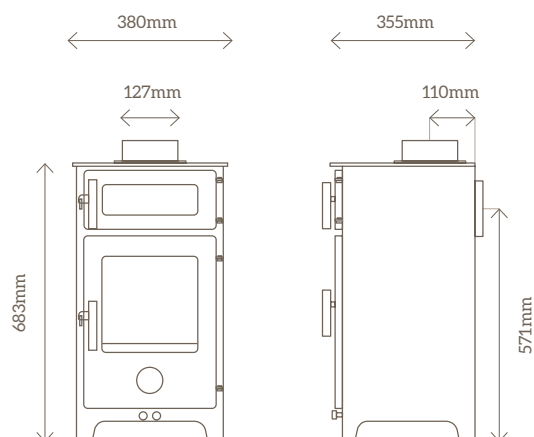
Top Exit	Standard
Rear Exit	Fit flue collar to rear
Optional Boiler (non pressurised systems)	1.4kW
<i>Not tested for use in smoke control areas</i>	
*Distance To Combustibles	
Side 500mm	Rear 250mm
Above 450mm	
*Distance To Non Combustibles	
Side 100mm	Rear 50mm
Above 150mm	
Trivet For Oven Bottom	Yes
Hearth Type No Base Heat Shield/Plinth	Constructional
Hearth With Base Heat Shield/Plinth	12mm
Tested to EN13240 & BS3841-2	

*These are minimum distances, be aware that there are other considerations eg. access for sweeping, height of kettle



Call: 01758 721 247

The Plans



The Fat Penguin

Penguin Tew

When something smaller just won't do.

The Fat Penguin has all the features of the Hungry Penguin. It will warm you, feed you and make you a brew but it's even bigger. The output is still 5kW but this is a bigger, bolder penguin. Strong, simple lines, clear view of the roaring fire. Gorgeous in green, confident in black, radiant in red.

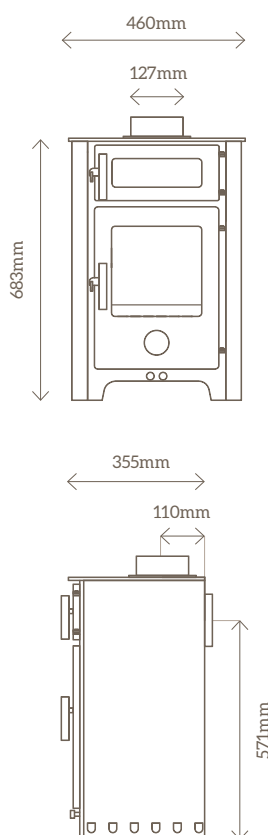
What's More

The Fat Penguin has all the features of the Hungry Penguin. It has a 5kW fire box, a top oven, top plate and optional boiler but the side convection panels make it wider. The extra width means a bigger top plate so if you are cooking on it you will have more room.

The Tech Details

Nominal Output	5kW
Efficiency (wood/smokeless fuel)	79%/83%
Height 683mm Width 460mm Depth 355mm	
Internal Oven Dimension	
Height 100mm Width 250mm Depth 220mm	
Multi-Fuel	Yes
Smoke Control Kit Included	Yes
Colours Available	Yes
Max Log Length	270mm
Flue Collar Diameter	127mm
Flue Size Required	150mm (6")
Flue Size Required	
With Smoke Control Kit	min 125mm (5")
Top Exit	Standard
Rear Exit	Fit flue collar to rear
Optional Boiler (non pressurised systems)	1.4kW <i>Not tested for use in smoke control areas</i>
*Distance To Combustibles	
Side 400mm Rear 250mm Above 450mm	
*Distance To Non Combustibles	
Side 100mm Rear 50mm Above 150mm	
Trivet For Oven Bottom	Yes
Hearth Type No Base Heat Shield/Plinth	Constructional
Hearth With Base Heat Shield/Plinth	12mm
Tested to EN13240 & BS3841-2	

The Plans



CE *These are minimum distances, be aware that there are other considerations eg. access for sweeping, height of kettle



BIG, FAT & BEAUTIFUL

Caerphilly Cheese and Chive Scones

Moderate oven or chilli stove
ticking over gently
8oz self raising flour
Pinch of salt
2 oz butter
4oz Caerphilly cheese grated
1 tbsp chopped fresh chives
1/4 pint milk

Mix flour and salt then rub in butter. Stir
in half the cheese and the
chives. Add milk and mix to soft dough.
Knead until smooth. Roll out to 1" thick
and cut out about 10 scones. Bake for
10mins or until brown. Remove and
sprinkle with remaining cheese to melt.

Enjoy



The High & Mighty

Penguin Bonheddig

Head and shoulders above the rest.

This stove perhaps does have its nose in the air, just a touch. It feels a little superior with its elevated height, oven box, generous top plate, convection panel sides and integral log plinth. It feels it offers everything : stature, personality, function and more than a little charm.



What's More

This stove began life as a Fat Penguin but then it kept on growing. In order to accommodate the log plinth the side convection panels had to be extended. When we saw it's new body, it seemed to take on a personality all of its own so we decided to give it its own name. This is a high functioning stove...and it knows it.

Penguin Facts

Convection panels

The side convection panels mean that the side surface temperature is cooler as it promotes air flow from beneath the stove convecting heat out at the top.



The Tech Details

Nominal Output	5kW
Efficiency (wood/smokeless fuel)	79%/83%
Height 911mm Width 460mm Depth 355mm	
Internal Oven Dimension	
Height 100mm Width 250mm Depth 220mm	
Multi-Fuel	Yes
Smoke Control Kit Included	Yes
Colours Available	Yes
Max Log Length	270mm
Flue Collar Diameter	127mm
Flue Size Required	150mm (6")
Flue Size Required With Smoke Control Kit	min 125mm (5")



TALL, HANDSOME,
SMUG AS A SAUSAGE.

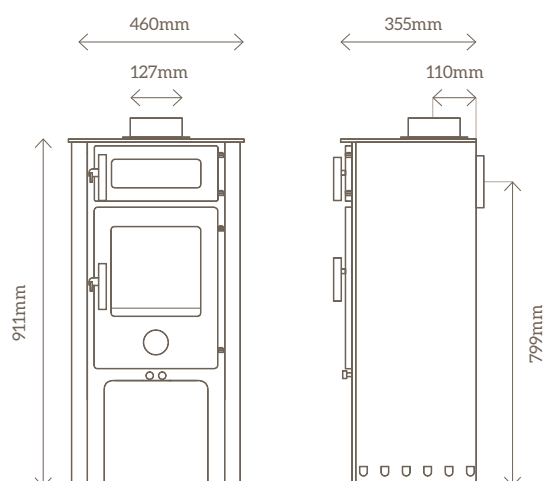
The Tech Details

Top Exit	Standard
Rear Exit	Fit flue collar to rear
Optional Boiler (non pressurised systems)	1.4kW
<i>Not tested for use in smoke control areas</i>	
*Distance To Combustibles	
Side 400mm	Rear 250mm
Above 450mm	
*Distance To Non Combustibles	
Side 100mm	Rear 50mm
Above 150mm	
Trivet For Oven Bottom	Yes
Hearth Type	12mm
Tested to EN13240 & BS3841-2	

*These are minimum distances, be aware that there are other considerations eg. access for sweeping, height of kettle



The Plans



The Chubby 5

Pengwin Llond Eu Crwyn 5

Five kW of chubby loveliness.

If you appreciate the tight athleticism of the Short Penguin but crave the heartiness of a rugby player, then this is the stove for you.

This stove has the same fire box as the short penguin but it has grown in height and girth. The Chubby has an integral plinth which gives it the additional height and side convector panels which give it the extra width. This penguin has a big belly and big heart to match.



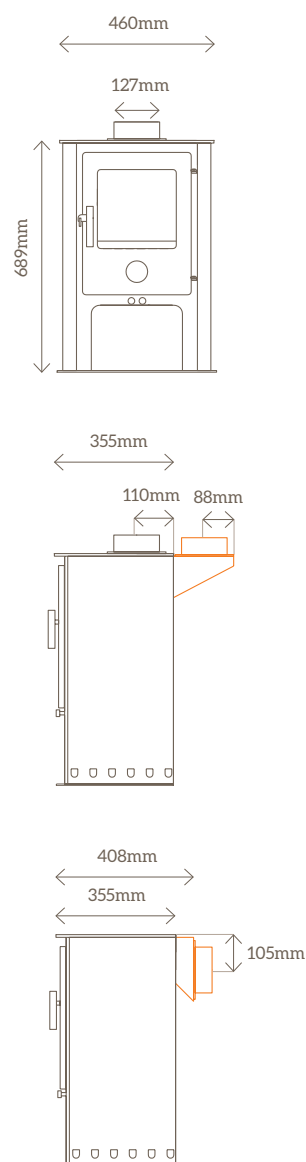
The Tech Details

Nominal Output	5kW
Efficiency (wood/smokeless fuel)	81.9%/72.7%
Height 690mm Width 460mm Depth 355mm	
Multi-Fuel	Yes
Smoke Control Kit Included	Yes
Colours Available	Yes
Max Log Length	270mm
Flue Collar Diameter	127mm
Flue Size Required	150mm (6")
Flue Size Required with smoke control kit fitted	min 125mm (5")
Top Exit	Standard
Rear Exit	
Rear Horizontal (RHA)/Vertical Adaptor (RVA)	Required
Optional Boiler (non pressurised systems)	1.4kW
<i>Not tested for use in smoke control areas</i>	
*Distance To Combustibles	
Side 400mm Rear 400mm Above 450mm	
*Distance To Non Combustibles	
Side 100mm Rear 50mm Above 150mm	
Hearth Type	12mm
Tested to EN13240 & BS3841-2	

*These are minimum distances, be aware that there are other considerations eg. access for sweeping, height of kettle



The Plans



CHUNKY MONKEY...



The Woody

Dim ond Woody

The slim stove with big world views.

If you've got a big space in your life then Woody is the one for you, generously proportioned, incredibly efficient and quietly, modestly, magnificent. The 5 kW Woody is the most efficient stove in our range reaching a remarkable 87% efficiency on smokeless fuel and 82% on wood. Woody is also our slimmest stove and has a landscape window offering a really generous view of the fire.



What's More

The size of the firebox allows for a longer length of log than our other 5kW stoves and makes it ideal for a shallow fireplace recess. It has the same clean burn technology and air wash system as all our stoves.

Woody, like all our stoves is multi fuel and there is a plinth and base heat shield option.

Penguin Facts

Fuel

Wood must be seasoned (left for at least one year after cutting) and dry (less than 20% moisture). Solid fuel must state that it is suitable for a closed appliance. Do not burn house coal on a stove.

The Tech Details

Nominal Output	5kW
Efficiency (wood/smokeless fuel)	82%/87%
Height 560mm Width 565mm Depth 285mm	
Height With Plinth	756mm
Multi-Fuel	Yes
Smoke Control Kit Included	Yes
Colours Available	Yes
Max Log Length	430mm
Flue Collar Diameter	127mm
Flue Size Required	150mm (6")
Flue Size Required With Smoke Control Kit	min 125mm (5")



87% EFFICIENT, 100% FABULOUS

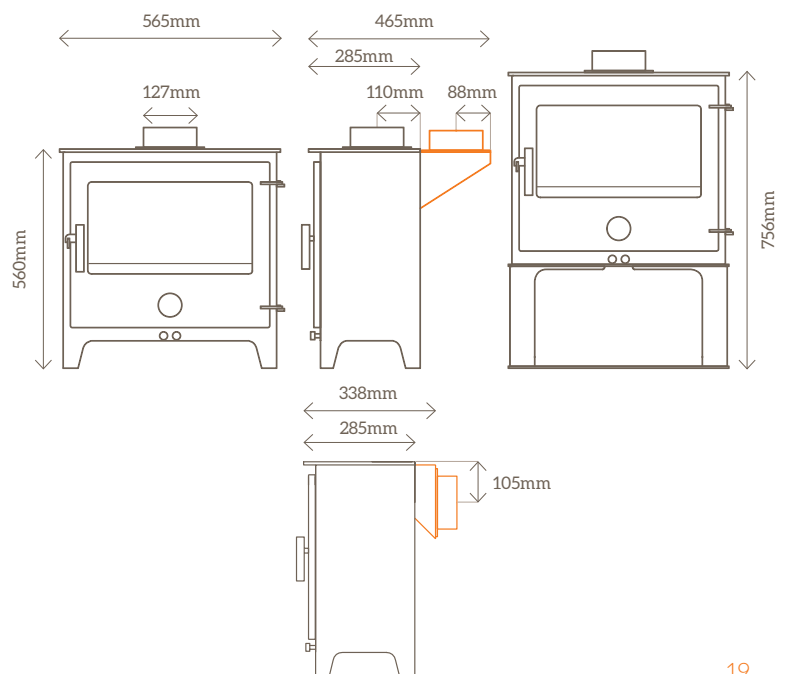
The Tech Details

Top Exit	Standard
Rear Exit Rear Horizontal (RHA)/Vertical Adaptor (RVA)Required	
Optional Boiler (non pressurised systems)	2.3kW
<i>Not tested for use in smoke control areas</i>	
*Distance To Combustibles	
Side 400mm	Rear 350mm Above 550mm
*Distance To Non Combustibles	
Side 100mm	Rear 50mm Above 150mm
Hearth Type No Base Heat Shield/Plinth	Constructional
Hearth With Base Heat Shield/Plinth	12mm
Tested to EN13240 & BS3841-2	

*These are minimum distances, be aware that there are other considerations eg. access for sweeping, height of kettle



The Plans



The Penguin 8

Penguin Wyth

The big boy of the penguin family, cool, classic, contemporary.

This is 8kW of warm, glowing, chilli-hot, heat. The generous clear glass window offers you a huge uninterrupted view of the fire and it has the added benefit of taking large logs. Sleek in black, delicious in almond, sublime in charcoal.



What's More

The Penguin 8 has an 8kW output with a large glass window. It uses the Chilli Penguin clean burn and air wash system, giving a lovely clear view of the fire and high efficiencies. Like all our domestic stoves the Penguin 8 is very controllable.

Penguin Facts

Air controls

The penguin disc on the front of the stove is an air boost disc, it is designed to balance open as the fire establishes, then swing down. It should be free swinging. The primary and secondary air control knobs can be used to achieve the burn that you want and be adjusted for the fuel type.

The Tech Details

Nominal Output	8kW
Efficiency (wood/smokeless fuel)	81%/71%
Height 590mm Width 570mm Depth 355mm	
Height With Plinth	811mm
Multi-Fuel	Yes
Smoke Control Kit Included	Yes
Colours Available	Yes
Max Log Length	430mm
Flue Collar Diameter	127mm
Flue Size Required	150mm (6")
Flue Size Required With Smoke Control Kit	min 125mm (5")



The Tech Details

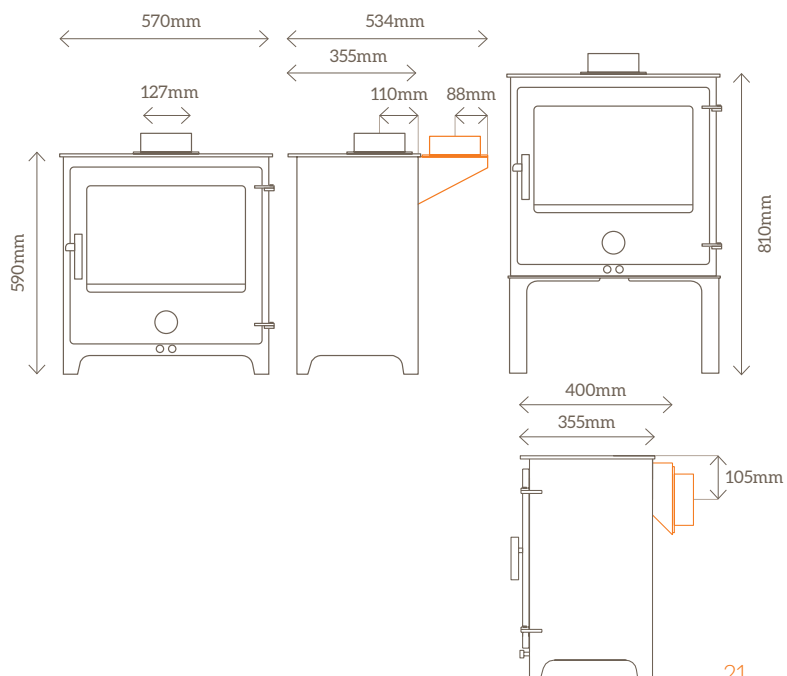
Top Exit	Standard
Rear Exit Rear Horizontal (RHA)/Vertical Adaptor (RVA)	Required
Optional Boiler (non pressurised systems)	3kW
<i>Not tested for use in smoke control areas</i>	
*Distance To Combustibles	
Side 350mm	Rear 350mm Above 550mm
*Distance To Non Combustibles	
Side 100mm	Rear 50mm Above 150mm
Hearth Type No Base Heat Shield/Plinth	Constructional
Hearth With Base Heat Shield/Plinth	12mm
Tested to EN13240 & BS3841-2	

*These are minimum distances, be aware that there are other considerations eg. access for sweeping, height of kettle



Call: **01758 721 247**

The Plans



The Eighty Ate “88”

Pengwin Wyth Deg Wyth

Big boy, Big oven, Big love. This penguin is the love child of the Penguin 8 and the Hungry Penguin.

What doesn't it have? It gives you heat, it gives you food, it gives you hot drinks, it has somewhere to store your logs and it's got a glorious big window to watch your fire burning. When the world disappoints you, it will be waiting for you at home. This penguin will work for it's living: it can multi task, it's strong, it's hot, it's got muscle and it cooks. If you love this penguin it will love you back.

The “88” is an 8kW stove with an oven box on the top and an integral plinth underneath. There are convection panels on both sides. There is an optional stainless steel top plate. There is a model available without the plinth: the “88 Shorty”.



The Tech Details

Nominal Output	8kW
Efficiency (wood/smokeless fuel)	81%/71%
Height 1115mm Width 650mm Depth 355mm	
Height No Plinth	885mm
Internal Oven Dimension	
Height 210mm Width 440mm Depth 223mm	
Multi-Fuel	Yes
Smoke Control Kit Included	Yes
Colours Available	Yes
Max Log Length	430mm
Flue Collar Diameter	127mm
Flue Size Required	150mm (6")
Flue Size Required	min 125mm (5")
<i>with smoke control kit fitted</i>	



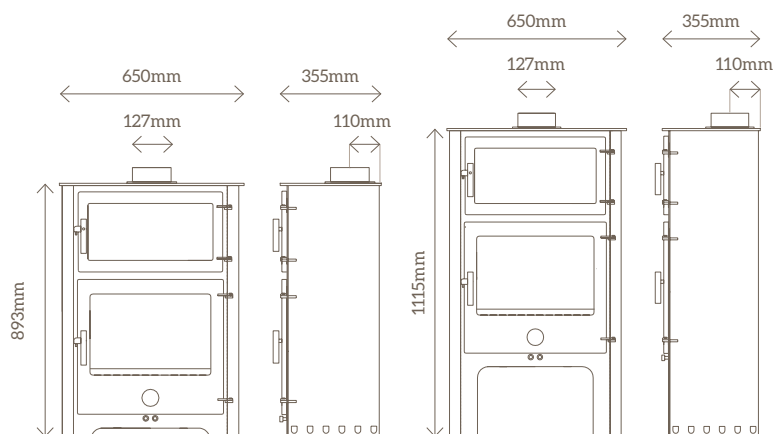
The Tech Details

Top Exit	Standard
Rear Exit	Removable Plate
Optional Boiler (non pressurised systems)	3kW
<i>Not tested for use in smoke control areas</i>	
*Distance To Combustibles	
Side 350mm	Rear 350mm Above 550mm
*Distance To Non Combustibles	
Side 100mm	Rear 50mm Above 150mm
Hearth Type with Integral Plinth	12mm
Hearth Type with No Plinth	Constructional
Tested to EN13240 & BS3841-2	

*These are minimum distances, be aware that there are other considerations eg. access for sweeping, height of kettle



The Plans



The Chubby 8

Penguin Llond Eu Crwyn 8


Eight kW of chubby loveliness.

When we fell in love with the Chubby 5 we thought that there could be no other... but we have a new guilty pleasure, the Chubby 8. This gives out 8 kW of chilli hot heat like the Penguin 8 but with more to love; extra chubbiness with the side convector panels and extra height to balance it up and store your logs underneath.



The Tech Details

Nominal Output	8kW
Efficiency (wood/smokeless fuel)	81%/71%
Height 810mm Width 650mm Depth 355mm	
Multi-Fuel	Yes
Smoke Control Kit Included	Yes
Colours Available	Yes
Max Log Length	430mm
Flue Collar Diameter	127mm
Flue Size Required	150mm (6")
Flue Size Required <i>with smoke control kit fitted</i>	min 125mm (5")



THE CHUBSTER.

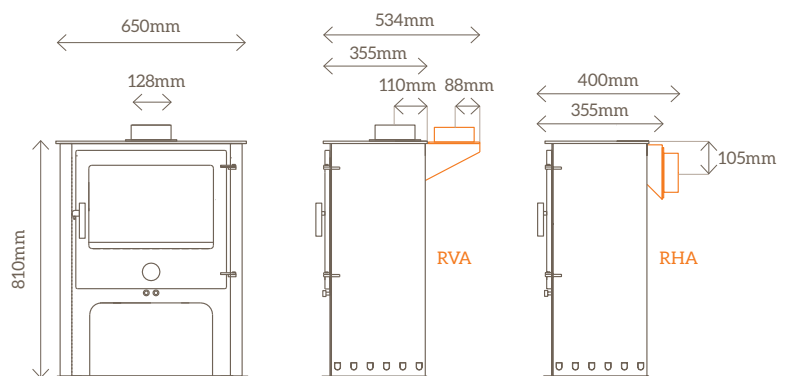
The Tech Details

Top Exit	Standard
Rear Exit	Rear Horizontal (RHA)/Vertical Adaptor (RVA) Required
Optional Boiler (non pressurised systems)	3kW
<i>Not tested for use in smoke control areas</i>	
*Distance To Combustibles	
Side 350mm	Rear 350mm Above 550mm
*Distance To Non Combustibles	
Side 100mm	Rear 50mm Above 150mm
Hearth Type No Base Heat Shield/Plinth	Constructional
Hearth With Base Heat Shield/Plinth	12mm
Tested to EN13240 & BS3841-2	

*These are minimum distances, be aware that there are other considerations eg. access for sweeping, height of kettle



The Plans






Penguin Products



For more products ask your stockist or see our website.

- 01 Tape measure
- 02 Match box holder
- 03 Log Column
- 04 Torch
- 05 Log Trolley
- 06 Expandable Fireplace Frames
- 07 Aprons (Child)
- 08 Canal Boat Flues and Chimneys
- 09 Chilli Penguin Chube
- 10 Mugs
- 11 Trivet
- 12 Log Store
- 13 Aprons (Adult)
- 14 Stainless Steel Top Plate
- 15 Chilli Grilly



Your FAQs

BEWARE of new friends post penguin (pp)
they may well be visiting the penguin, not you...
we're just saying...think about it.

What size stove will my room need?

The basic sum is height x width x depth (in metres) of room divided by 14 = kW output requirements. This is a guideline only, assuming an average room, achieving an inside temp of 20°C when 0°C outside.

What is air wash?

It is the system where preheated air is channelled towards the back of the glass, creating a cushion of air, preventing the glass from blackening. The controls must be correctly used and only the right fuels burnt to achieve the full effect. All Chilli Penguin Stoves have a very effective air wash system.

What is clean burn? (sometimes called secondary and tertiary burning?)

Additional air is introduced into the firebox above the fuel in order to burn volatile gases. These gases would otherwise be released into the atmosphere where they are harmful, effectively you are burning more 'cleanly'. The additional benefit is that it burns more efficiently, using less fuel to produce more heat. All our domestic stoves utilise clean burn technology offering a very effective clean burn system and very high efficiencies.

What fuel can I burn in a multi fuel stove?

Either seasoned/ kiln dried wood or smokeless fuels recommended for closed appliances.

DO NOT USE HOUSE COAL.

What is seasoned wood?

Wood with a moisture content of less than 20%, usually wood that has been felled, split and stored for at least one year. Typically about 60% of the weight of freshly cut wood is water. A 1kg log of fresh wood will contain about a tea mug's worth of water. Not only will damp wood not burn well it will tar up your stove and chimney. (www.soliftec.com)

How can I insure my stove is safely installed?

In order to certify your stove installation you will either need a HETAS qualified fitter or have your installation inspected by your local building control dept. Always fit smoke and CO detectors. This is now a legal requirement. (www.hetas.co.uk) The rules in Scotland and Northern Ireland are slightly different, but installations should comply with hetas guidelines and our installation instructions.

How do I know my stove is safe?

Our stoves are tested to the EN13240. Some of the range are DEFRA tested so they can be burned in smoke control zones (www.uksmokecontrolareas.co.uk)

Which size flue will I need?

The flue collar on all models (except the Chilli Billie) is 127mm. The flue size required is 150mm unless using a Smoke Control Kit.

Will my glass remain clear?

It will require no more than a weekly clean if:

- The air controls are used effectively
- The correct dry fuel is used

Which colours are chilli penguin stoves available in?

All the stove models are painted with a high temperature stove paint. This can be cleaned with a soft brush and touched up if necessary. Colours available in the options below; Chubes only available in penguin black.

Actual colours may vary due to print process, please take this as an indication only.



Charred Red



Evergreen



Polar Bear Belly



Storm Blue



Seal Grey



Penguin Black

Chilli Penguin Stoves 7 Year Guarantee Available on Registration

This extended guarantee is offered if stoves are purchased and registered through your local approved Chilli Penguin stockist. The bodies, doors, grates and stainless steel handles of all our stoves with the exception of the Chilli Billie are guaranteed for 7 years. The stoves must have been installed and maintained as laid out in the instruction manual. In addition they must be certified by either a HETAS* installer or your local building control dept.

For full details see instruction manual and online *With the exception of Scotland and Northern Ireland



The Chilli Billie 5 Year Guarantee Available on Registration

This extended guarantee is offered if stoves are purchased and registered through your local approved Chilli Penguin stockist. The bodies and doors of The Chilli Billie are guaranteed for 5 years. The stoves must have been installed and maintained as laid out in the instruction manual. In addition they must be certified by either a HETAS* installer or your local building control dept.

For full details see instruction manual and online *With the exception of Scotland and Northern Ireland





Sales and Technical Support
Call: 01758 721 247



stoves@chillipenguin.co.uk



Local Stockists
www.chillipenguin/contact



Chilli Penguin Workshop
11 Glan y Don Industrial Estate | Pwllheli | Gwynedd LL53 5YT.

Follow Us:    

www.chillipenguin.co.uk

Locations:

www.lovelavenderhouse.co.uk
www.sustainable-choice.co.uk (Pods)
www.elwyvalleyshepherdshutco.com

facebook.com/PodiauNantGwrtheyrn
Nefyn
Porth Ysgaden

Fuel for photography supplied by:

www.yorkshirefirewood.co.uk

Photography & Design:

www.wearewinter.co.uk
www.bbphoto.net
www.martdesign.net